




4318 m.

MICHELIN® GRAND PRIX OF STYRIA

Free Practice Nr. 1

Classification

3

	Rider	Nation	Team	Motorcycle	Time	Lap Total	Gap	Top Speed
1	11 Sergio GARCIA	SPA	Santander Consumer Bank GASG	GASGAS	1'37.143	19 20		214.7
2	37 Pedro ACOSTA	SPA	Red Bull KTM Ajo	KTM	1'37.193	17 18	0.050 0.050	219.0
3	17 John MCPHEE	GBR	Petronas Sprinta Racing	HONDA	1'37.195	16 17	0.052 0.002	215.1
4	71 Ayumu SASAKI	JPN	Red Bull KTM Tech 3	KTM	1'37.214	17 18	0.071 0.019	218.6
5	55 Romano FENATI	ITA	Sterilgarda Max Racing Team	HUSQVARNA	1'37.298	17 18	0.155 0.084	216.8
6	40 Darryn BINDER	RSA	Petronas Sprinta Racing	HONDA	1'37.319	16 17	0.176 0.021	216.8
7	23 Niccolò ANTONELLI	ITA	Avintia VR46	KTM	1'37.347	16 16	0.204 0.028	215.5
8	5 Jaume MASIA	SPA	Red Bull KTM Ajo	KTM	1'37.377	16 17	0.234 0.030	214.2
9	16 Andrea MIGNO	ITA	Rivacold Snipers Team	HONDA	1'37.530	17 18	0.387 0.153	212.1
10	2 Gabriel RODRIGO	ARG	Indonesian Racing Gresini Moto3	HONDA	1'37.532	17 18	0.389 0.002	216.4
11	7 Dennis FOGGIA	ITA	Leopard Racing	HONDA	1'37.533	19 20	0.390 0.001	215.1
12	24 Tatsuki SUZUKI	JPN	SIC58 Squadra Corse	HONDA	1'37.768	20 21	0.625 0.235	215.5
13	31 Adrian FERNANDEZ	SPA	Sterilgarda Max Racing Team	HUSQVARNA	1'37.787	19 20	0.644 0.019	216.8
14	43 Xavier ARTIGAS	SPA	Leopard Racing	HONDA	1'37.815	19 20	0.672 0.028	218.1
15	28 Izan GUEVARA	SPA	Santander Consumer Bank GASG	GASGAS	1'38.054	18 19	0.911 0.239	216.0
16	54 Riccardo ROSSI	ITA	BOE Owlride	KTM	1'38.097	18 19	0.954 0.043	217.3
17	82 Stefano NEPA	ITA	BOE Owlride	KTM	1'38.153	18 19	1.010 0.056	216.0
18	38 David SALVADOR	SPA	Rivacold Snipers Team	HONDA	1'38.218	18 19	1.075 0.065	212.5
19	53 Deniz ÖNCÜ	TUR	Red Bull KTM Tech 3	KTM	1'38.221	17 20	1.078 0.003	214.2
20	20 Lorenzo FELLON	FRA	SIC58 Squadra Corse	HONDA	1'38.323	16 17	1.180 0.102	216.8
21	92 Yuki KUNII	JPN	Honda Team Asia	HONDA	1'38.394	16 20	1.251 0.071	215.5
22	99 Carlos TATAY	SPA	Avintia Esponsorama Moto3	KTM	1'38.438	19 20	1.295 0.044	213.8
23	12 Filip SALAC	CZE	CarXpert PruestelGP	KTM	1'38.438	18 19	1.295	215.1
24	19 Andi Farid IZDIHAR	INA	Honda Team Asia	HONDA	1'38.563	21 22	1.420 0.125	215.5
25	6 Ryusei YAMANAKA	JPN	CarXpert PruestelGP	KTM	1'38.795	15 16	1.652 0.232	214.2
26	52 Jeremy ALCOBA	SPA	Indonesian Racing Gresini Moto3	HONDA	1'38.944	9 18	1.801 0.149	217.3
27	73 Maximilian KOFLER	AUT	CIP Green Power	KTM	1'39.005	14 16	1.862 0.061	216.8
28	27 Kaito TOBA	JPN	CIP Green Power	KTM	1'39.063	14 16	1.920 0.058	216.0

Practice condition: **Dry**Air: **21°**Humidity: **57%**Ground: **22°**

Fastest Lap:	Lap: 19	Sergio GARCIA	1'37.143	160 Km/h
Best Race Lap:	2020	Ayumu SASAKI	1'36.103	161.7 Km/h
All Time Lap Record:	2019	Tony ARBOLINO	1'35.778	162.3 Km/h

The results are provisional until the end of the limit for protest and appeals.

Time limit for protest expires 30' after publication of the results - Time:

These data/results cannot be reproduced, stored and/or transmitted in whole or in part by any manner of electronic, mechanical, photocopying, recording, broadcasting or otherwise now known or herein after developed without the previous express consent by the copyright owner, except for reproduction in daily press and regular printed publications on sale to the public within 60 days of the event related to those data/results and always provided that copyright symbol appears together as follows below.

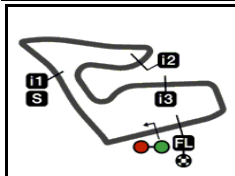
© DORNA, 2021

Official MotoGP Timing by TISSOT
www.motogp.com

Spielberg, Friday, August 06, 2021

moto3™





4318 m.

MICHELIN® GRAND PRIX OF STYRIA**Free Practice Nr. 1****Top Speed & Average****4**

Rider	Nation	Motorcycle	Top 5 speeds					Average	Top
37 Pedro ACOSTA	SPA	KTM	219.0	216.0	215.5	215.5	215.1	216.2	219.0
71 Ayumu SASAKI	JPN	KTM	218.6	216.8	215.5	215.1	214.7	216.1	218.6
43 Xavier ARTIGAS	SPA	HONDA	218.1	217.7	217.7	216.4	216.4	217.3	218.1
52 Jeremy ALCOBA	SPA	HONDA	217.3	213.0	213.0	212.5	212.1	213.6	217.3
54 Riccardo ROSSI	ITA	KTM	217.3	215.5	214.2	214.2	213.8	215.0	217.3
20 Lorenzo FELLON	FRA	HONDA	216.8	216.4	213.4	213.0	213.0	214.3	216.8
31 Adrian FERNANDEZ	SPA	HUSQVARNA	216.8	214.7	214.2	214.2	213.8	214.7	216.8
40 Darryn BINDER	RSA	HONDA	216.8	213.8	213.8	213.0	213.0	214.1	216.8
55 Romano FENATI	ITA	HUSQVARNA	216.8	216.0	215.1	214.2	213.4	214.5	216.8
73 Maximilian KOFLER	AUT	KTM	216.8	215.1	214.2	212.5	212.1	214.1	216.8
2 Gabriel RODRIGO	ARG	HONDA	216.4	216.4	215.5	214.7	214.2	215.4	216.4
27 Kaito TOBA	JPN	KTM	216.0	216.0	216.0	215.1	214.7	215.6	216.0
28 Izan GUEVARA	SPA	GASGAS	216.0	214.7	214.2	213.8	213.8	214.4	216.0
82 Stefano NEPA	ITA	KTM	216.0	214.7	214.2	213.4	213.4	214.3	216.0
19 Andi Farid IZDIHAR	INA	HONDA	215.5	213.8	213.0	213.0	213.0	213.7	215.5
23 Niccolò ANTONELLI	ITA	KTM	215.5	215.1	215.1	214.7	214.2	214.7	215.5
24 Tatsuki SUZUKI	JPN	HONDA	215.5	215.5	215.1	214.7	214.7	215.0	215.5
92 Yuki KUNII	JPN	HONDA	215.5	214.2	212.5	212.5	212.5	213.4	215.5
7 Dennis FOGGIA	ITA	HONDA	215.1	214.7	213.8	213.8	213.8	214.2	215.1
12 Filip SALAC	CZE	KTM	215.1	214.7	211.7	211.7	210.9	212.3	215.1
17 John MCPHEE	GBR	HONDA	215.1	213.8	213.8	213.4	212.5	213.7	215.1
11 Sergio GARCIA	SPA	GASGAS	214.7	214.7	214.2	213.8	213.4	214.2	214.7
5 Jaume MASIA	SPA	KTM	214.2	214.2	213.4	213.4	213.0	213.6	214.2
6 Ryusei YAMANAKA	JPN	KTM	214.2	212.1	212.1	212.1	211.7	212.2	214.2
53 Deniz ÖNCÜ	TUR	KTM	214.2	213.4	213.0	213.0	213.0	213.3	214.2
99 Carlos TATAY	SPA	KTM	213.8	213.8	213.0	212.5	212.1	213.0	213.8
38 David SALVADOR	SPA	HONDA	212.5	211.7	211.3	211.3	211.3	211.6	212.5
16 Andrea MIGNO	ITA	HONDA	212.1	211.7	211.7	211.7	211.3	211.6	212.1

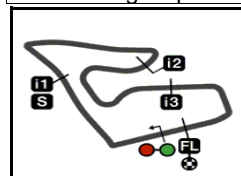
These data/results cannot be reproduced, stored and/or transmitted in whole or in part by any manner of electronic, mechanical, photocopying, recording, broadcasting or otherwise now known or herein after developed without the previous express consent by the copyright owner, except for reproduction in daily press and regular printed publications on sale to the public within 60 days of the event related to those data/results and always provided that copyright symbol appears together as follows below.

© DORNA, 2021

Official MotoGP Timing by TISSOT
www.motogp.com

Spielberg, Friday, August 06, 2021





4318 m.

MICHELIN® GRAND PRIX OF STYRIA

Free Practice Nr. 1

Chronological Analysis of Performances

5

* Lap / Sector time cancelled		T1 Time from finish line to 1st intermediate		T3 Time from 2nd intermed. to 3rd intermed.									
P Crossing the finish line in pit lane		T2 Time from 1st intermed. to 2nd intermed.		T4 Time from 3rd intermediate to finish line									
Lap	Lap Time	T1	T2	T3	T4	Speed	Lap	Lap Time	T1	T2	T3	T4	Speed
1st	11	Sergio GARCIA		Santander Consumer SPA			3	1'42.807 *	22.32*	34.274	27.121	19.083	209.3
		Runs=3	Total laps=19	Full laps=12			4	1'39.143	22.196	31.212	26.743	18.992	210.9
1	2'12.855	13.707	32.438	27.816	19.445	204.5	5	1'39.048	22.089	31.226	26.775	18.958	210.9
2	1'40.697	22.483	31.737	27.320	19.157	210.9	6	1'40.272	22.096	31.401	27.887	18.888	213.8
3	1'40.117	22.377	31.563	27.119	19.058	211.7	7	1'39.178 *	21.874	31.333	26.702	19.269*	213.8
4	1'39.610	22.385	31.315	26.981	18.929	211.3	8	1'50.511 P	22.118	34.830	27.632	25.931	215.1
5	1'39.202	22.158	31.228	26.943	18.873	211.7	9	9'17.373	12.621	32.171	27.355	19.117	206.1
6	1'41.222 *	22.09*	32.463	27.506	19.158	210.9	10	1'39.114	22.156	31.262	26.842	18.854	209.7
7	1'38.999	22.043	31.264	26.886	18.806	212.1	11	1'38.393	22.000	31.071	26.662	18.660	211.7
8	1'38.639	21.946	31.050	26.899	18.744	212.1	12	1'46.378 P	22.089	31.747	27.298	25.244	210.9
9	1'38.478	21.868	31.067	26.800	18.743	212.5	13	7'03.922	12.700	31.451	26.690	18.691	206.8
10	1'38.170	21.818	30.949	26.722	18.681	212.1	14	1'37.739	21.892	30.798	26.483	18.566	212.5
11	1'47.358 P	21.849	31.648	27.705	26.156	210.1	15	1'37.189 *	21.766	30.569	26.352*	18.502*	212.1
12	7'26.325 *	13.953	31.829	27.311	18.835*	205.3	16	1'37.195	21.771	30.680	26.273	18.471	213.4
13	1'38.357	21.929	31.037	26.742	18.649	213.8							
14	1'44.429 P	21.892	31.026	26.864*	24.647	213.0	4th	71	Ayumu SASAKI		Red Bull KTM Tech 3 JPN		
15	4'55.599	12.405	31.245	26.703	18.578	210.1			Runs=3	Total laps=17	Full laps=10		
16	1'37.192	21.795	30.601	26.405	18.391	213.4	1	2'52.205	12.861	33.614	28.110	20.017	206.5
17	1'37.288	21.724	30.619	26.534	18.411	214.2	2	1'41.264	22.300	32.162	27.270	19.532	214.7
18	1'37.303 *	21.617	30.631	26.604*	18.451	214.7	3	1'41.409	22.462	32.461	26.972	19.514	218.6
19	1'37.143	21.607	30.568	26.484	18.484	214.7	4	1'40.409	22.172	31.897	27.128	19.212	213.4
							5	1'39.934	22.258	31.683	26.899	19.094	213.8
2nd	37	Pedro ACOSTA		Red Bull KTM Ajo SPA			6	1'39.081	21.987	31.401	26.767	18.926	214.2
		Runs=3	Total laps=17	Full laps=9			7	1'38.748	21.967	31.164	26.702	18.915	213.0
1	2'40.636	13.159	33.695	27.689	19.652	204.9	8	1'38.440	21.850	31.064	26.669	18.857	215.1
2	1'40.766	22.360	32.118	27.134	19.154	212.5	9	1'38.502 *	21.781	31.089	26.673	18.959*	214.2
3	1'39.491	22.198	31.419	26.760	19.114	213.4	10	1'49.397 P	22.000	31.662	27.805	27.930	213.0
4	1'39.261	22.078	31.411	26.773	18.999	215.1	11	7'42.340	12.775	31.794	27.156	19.049	208.4
5	1'38.995	22.013	31.335	26.755	18.892	213.4	12	1'38.933	22.048	31.114	26.797	18.974	213.4
6	1'38.566	21.932	31.050	26.673	18.911	213.0	13	1'38.692	21.968	31.151	26.749	18.824	213.8
7	1'38.243	21.966	31.041	26.530	18.706	212.5	14	1'51.621 P	21.936	34.548	27.413	27.724	213.0
8	1'47.293 P	22.891	32.683	27.543	24.176	193.8	15	7'11.977	12.846	32.042	27.467	20.580	204.9
9	9'32.075	14.593	31.778	26.885	19.032	202.2	16	1'37.417 *	21.579	30.667	26.471*	18.700	216.8
10	1'38.539 *	21.902	31.036	26.713	18.888*	216.0	17	1'37.214	21.726	30.608	26.274	18.606	215.5
11	1'38.520	21.905	31.006	26.706	18.903	213.4							
12	1'38.656 *	21.949	31.145	26.789	18.773*	213.8	5th	55	Romano FENATI		Sterilgarda Max Racin ITA		
13	1'37.878	21.809	30.812	26.479	18.778	215.5			Runs=3	Total laps=17	Full laps=11		
14	1'46.445 P	22.41*	31.610	28.852*	23.564	208.8	1	3'11.446	13.544	33.056	27.860	19.585	204.1
15	5'43.156	13.349	31.479	26.376	18.676	196.7	2	1'40.844	22.467	31.753	27.395	19.229	210.9
16	1'37.625 *	21.714	30.953	26.361*	18.597	219.0	3	1'39.839	22.225	31.492	27.172	18.950	211.7
17	1'37.193	21.700	30.668	26.368	18.457	215.5	4	1'38.954	22.006	31.193	26.987	18.768	213.0
							5	1'38.454	21.834	31.098	26.937	18.585	213.4
3rd	17	John MCPHEE		Petronas Sprinta Raci GBR			6	1'38.216	21.839	31.080	26.674	18.623	213.4
		Runs=3	Total laps=16	Full laps=8			7	1'38.720	21.923	31.316	26.608	18.873	216.0
1	3'05.877	12.967	33.234	28.398	19.603	204.1	8	1'49.131 P	23.897	33.017	27.510	24.707	195.2
2	1'40.473	22.387	31.655	27.295	19.136	210.5	9	9'00.430	13.272	31.854	26.826	18.616	206.1

Fastest Lap: Sergio GARCIA Santander Consumer SPA **1'37.143** 21.607 30.568 26.484 18.484

These data/results cannot be reproduced, stored and/or transmitted in whole or in part by any manner of electronic, mechanical, photocopying, recording, broadcasting or otherwise now known or herein after developed without the previous express consent by the copyright owner, except for reproduction in daily press and regular printed publications on sale to the public within 60 days of the event related to those data/results and always provided that copyright symbol appears together as follows below.
© DORNA, 2021

Free Practice Nr. 1

Moto3

Lap	Lap Time	T1	T2	T3	T4	Speed	Lap	Lap Time	T1	T2	T3	T4	Speed
10	1'37.929	21.775	30.835	26.879	18.440	215.1	7	1'37.873	21.797	30.838	26.556	18.682	213.0
11	1'38.394	21.837	31.047	26.699	18.811	214.2	8	1'44.862 P	21.702	31.079	27.799	24.282	214.2
12	1'38.287	21.900	31.033	26.807	18.547	213.4	9	10'59.503	13.278	32.146	27.274	18.904	204.9
13	1'38.232	21.862	30.938	26.669	18.763	212.1	10	1'38.218	21.948	30.828	26.875	18.567	212.1
14	1'46.959 P	22.28*	33.007*	27.484	24.179	203.0	11	1'37.905	21.772	30.821	26.633	18.679	212.5
15	4'50.994	13.215	31.566	26.978	19.676	207.2	12	1'37.766	21.770	30.790	26.580	18.626	212.5
16	1'37.973 *	21.729	30.958	26.891*	18.395	216.8	13	1'44.353 P	21.894	31.532	27.530	23.397	210.9
17	1'37.298	21.751	30.713	26.478	18.356	213.4	14	5'19.275	14.703	32.531	27.566	19.123	203.0
							15	1'37.780 *	21.869	30.743	26.481*	18.687	213.4
							16	1'37.377	21.682	30.668	26.549	18.478	214.2

6th 40 Darryn BINDER Petronas Sprinta Raci RSA
Runs=3 Total laps=16 Full laps=10

1	3'08.678	13.164	33.449	28.095	19.316	199.6
2	1'40.148	22.379	31.633	27.237	18.899	212.1
3	1'39.418	22.190	31.232	27.029	18.967	212.1
4	1'40.779	23.385	31.518	26.949	18.927	209.7
5	1'38.909	21.895	31.444	26.738	18.832	216.8
6	1'38.828	21.935	31.428	26.729	18.736	213.8
7	1'41.493	21.990	33.730	26.933	18.840	210.9
8	1'46.073 P	22.196	31.586	27.373	24.918	212.1
9	8'14.431	15.970	32.229	27.198	18.914	190.4
10	1'38.876	22.026	31.224	26.735	18.891	210.1
11	1'38.620	22.057	31.196	26.735	18.632	213.0
12	1'48.811 P	21.992	32.946	27.453	26.420	213.0
13	8'09.839	12.389	31.617	26.740	18.650	208.4
14	1'37.614	21.811	30.788	26.403	18.612	212.1
15	1'40.039 *	21.756	33.229	26.621*	18.433	212.1
16	1'37.319	21.614	30.823	26.358	18.524	213.8

7th 23 Niccolò ANTONELL Avintia VR46 ITA
Runs=2 Total laps=17 Full laps=13

1	3'15.734 *	13.431	33.467	27.943*	19.573	204.5
2	1'41.243	22.582	31.931	27.340	19.390	212.5
3	1'39.960	22.262	31.629	27.099	18.970	213.4
4	1'39.177	22.116	31.469	26.863	18.729	214.2
5	1'38.637	21.914	31.217	26.803	18.703	215.1
6	1'38.245	21.858	31.050	26.736	18.601	214.2
7	1'42.481	21.840	34.466	27.454	18.721	214.2
8	1'38.469	21.868	31.217	26.804	18.580	215.1
9	1'37.846	21.785	30.969	26.509	18.583	214.2
10	1'37.866	21.759	31.022	26.564	18.521	213.8
11	1'37.756	21.769	30.895	26.586	18.506	213.8
12	1'46.569 P	23.124	32.461	27.198	23.786	196.3
13	10'25.632	12.479	31.971	27.050	18.610	206.8
14	1'37.993	21.910	31.033	26.601	18.449	212.5
15	1'37.586	21.813	30.742	26.564	18.467	212.5
16	1'37.347	21.667	30.763	26.497	18.420	214.7
unfinished		21.684	30.641		215.5	

8th 5 Jaume MASIA Red Bull KTM Ajo SPA
Runs=3 Total laps=16 Full laps=10

1	3'07.998	13.875	33.291	27.971	19.470	195.6
2	1'40.225	22.198	31.666	27.347	19.014	212.5
3	1'39.802	22.089	31.537	27.107	19.069	211.7
4	1'39.101	22.101	31.149	26.921	18.930	212.1
5	1'38.328	21.868	30.922	26.779	18.759	213.4
6	1'38.279	21.826	31.059	26.693	18.701	212.5

9th 16 Andrea MIGNO Rivacold Snipers Tea ITA
Runs=3 Total laps=17 Full laps=11

1	2'38.250	12.440	33.740	27.994	19.497	206.8
2	1'41.633	22.938	32.234	27.425	19.036	208.0
3	1'40.500	22.430	31.715	27.079	19.276	211.7
4	1'40.735	22.639	32.218	26.901	18.977	208.0
5	1'39.769	22.335	31.525	26.850	19.059	211.7
6	1'46.853 P	22.219	33.377	27.017	24.240	212.1
7	8'16.572	12.454	32.112	27.189	18.953	205.3
8	1'39.741	22.210	31.707	26.966	18.858	210.1
9	1'38.821	22.014	31.184	26.811	18.812	210.9
10	1'39.972	22.045	32.366	26.756	18.805	211.3
11	1'40.004	21.965	31.840	26.871	19.328	210.9
12	1'38.586	22.085	31.109	26.739	18.653	210.9
13	1'44.710 P	21.917	31.233	26.916*	24.644	211.7
14	6'21.921	12.661	32.186	26.920	18.733	205.3
15	1'38.217	22.001	31.092	26.556	18.568	211.3
16	1'37.834 *	21.867	30.817	26.564*	18.586	211.3
17	1'37.530	21.750	30.874	26.476	18.430	211.3

10th 2 Gabriel RODRIGO Indonesian Racing Gr ARG
Runs=3 Total laps=17 Full laps=10

1	2'50.883	12.902	33.963	28.433	19.889	205.3
2	1'42.538	22.832	32.439	27.549	19.718	209.3
3	1'41.568	22.490	32.243	27.192	19.643	214.7
4	1'40.374	22.239	31.805	27.088	19.242	213.8
5	1'39.512	22.241	31.265	26.978	19.028	216.4
6	1'39.246	22.180	31.291	26.928	18.847	210.5
7	1'39.016	22.059	31.432	26.566	18.959	211.7
8	1'38.434	21.880	31.080	26.613	18.861	216.4
9	1'38.458 *	21.823	31.115	26.578	18.942*	215.5
10	1'49.081 P	21.898	33.508	26.798	26.877	211.7
11	10'04.354	14.058	31.704	26.981	18.966	201.8
12	1'38.863	21.960	31.117	26.932	18.854	210.9
13	1'38.656	22.071	30.954	26.828	18.803	210.9
14	1'46.374 P	22.085	31.423	27.391	25.475	209.3
15	4'03.678	13.547	32.020	26.635	18.882	185.5
16	1'37.658 *	21.763	30.725	26.410*	18.760*	214.2
17	1'37.532	21.814	30.695	26.363	18.660	212.1

11th 7 Dennis FOGGIA Leopard Racing ITA
Runs=2 Total laps=19 Full laps=12

1	2'51.812	12.542	33.369	27.777	19.666	208.8
2	1'41.551	22.423	32.180	27.307	19.641	212.1
3	1'41.335	22.532	31.987	27.350	19.466	211.3

Fastest Lap: Sergio GARCIA Santander Consumer SPA 1'37.143 21.607 30.568 26.484 18.484

These data/results cannot be reproduced, stored and/or transmitted in whole or in part by any manner of electronic, mechanical, photocopying, recording, broadcasting or otherwise now known or herein after developed without the previous express consent by the copyright owner, except for reproduction in daily press and regular printed publications on sale to the public within 60 days of the event related to those data/results and always provided that copyright symbol appears together as follows below.
© DORNA, 2021

Free Practice Nr. 1

Moto3

Lap	Lap Time	T1	T2	T3	T4	Speed	Lap	Lap Time	T1	T2	T3	T4	Speed
4	1'42.157	22.433	32.106	28.204	19.414	210.1	15	1'45.753 P	21.870	31.650*	26.997	25.236	214.2
5	1'39.645	22.141	31.604	26.847	19.053	213.4	16	6'45.554	15.059	34.660	27.171	19.246	185.5
6	1'39.224	22.021	31.497	26.801	18.905	213.8	17	1'38.151	21.864	31.043	26.518	18.726	214.7
7	1'38.706	21.910	31.294	26.709	18.793	213.4	18	1'37.819	21.652	30.950	26.500	18.717	216.8
8	1'38.737 *	22.08*	31.181	26.641	18.830	212.5	19	1'37.787	21.691	30.972	26.485	18.639	213.8
9	1'38.624	21.923	31.198	26.662	18.841	213.4	14th 43 Xavier ARTIGAS Leopard Racing SPA						
10	1'38.526	21.931	31.183	26.640	18.772	213.8	Runs=3 Total laps=19 Full laps=13						
11	1'38.470	21.887	31.173	26.637	18.773	211.7	1	2'52.427	12.610	33.293	27.597	19.661	207.6
12	1'41.554 *	22.95 *	32.588	27.232	18.783	193.8	2	1'41.353	22.403	32.216	27.069	19.665	216.4
13	1'38.750	21.923	31.298	26.777	18.752	211.7	3	1'41.356	22.495	32.304	26.963	19.594	216.0
14	1'43.788 P	21.969	31.187	26.699	23.933	212.5	4	1'40.477	22.248	32.071	27.022	19.136	216.4
15	10'08.703 *	12.231	31.640	26.792	18.629*	210.1	5	1'39.890	22.084	31.799	26.828	19.179	217.7
16	1'38.313 *	21.818	31.380	26.577*	18.538	213.8	6	1'38.897	21.977	31.380	26.560	18.980	214.2
17	1'37.832	21.819	30.939	26.480	18.594	215.1	7	1'39.031	21.973	31.463	26.487	19.108	217.7
18	1'37.681 *	21.686	30.850	26.530*	18.615	213.8	8	1'38.479	21.947	31.171	26.500	18.861	215.5
19	1'37.533	21.728	30.805	26.476	18.524	214.7	9	1'38.801 *	21.915	31.341	26.488	19.057*	215.1
12th 24 Tatsuki SUZUKI SIC58 Squadra Corse JPN							10	1'40.226	21.948	31.456	27.354	19.468	218.1
Runs=2 Total laps=20 Full laps=15							11	1'47.389 P	22.005	31.358	27.108	26.918	213.0
1	3'04.240	13.101	34.274	29.542	19.950	205.7	12	6'50.257	12.483	31.746	26.978	19.069	208.4
2	1'40.956	22.335	31.771	27.433	19.417	210.9	13	1'39.461	21.998	31.668	26.801	18.994	213.4
3	1'44.867 *	26.919	32.053	26.993*	18.902	209.7	14	1'38.645	21.871	31.327	26.602	18.845	215.1
4	1'38.888	21.920	31.345	26.823	18.800	215.5	15	1'44.474 P	21.927	31.276	26.667	24.604	214.7
5	1'38.368	21.833	31.324	26.500	18.711	214.7	16	5'04.286	12.653	32.388	27.106	18.979	208.4
6	1'38.524	21.960	31.055	26.739	18.770	213.0	17	1'38.394	22.033	30.991	26.624	18.746	211.7
7	1'43.050	23.435	33.578	26.851	19.186	208.4	18	1'37.957	21.833	30.820	26.541	18.763	212.1
8	1'39.170	22.064	31.160	27.122	18.824	214.7	19	1'37.815	21.800	30.835	26.551	18.629	214.7
9	1'41.573	21.986	33.088	27.459	19.040	213.0	15th 28 Izan GUEVARA Santander Consumer SPA						
10	1'38.844	21.941	31.137	26.763	19.003	211.7	Runs=2 Total laps=18 Full laps=13						
11	1'40.331	23.329	31.409	26.848	18.745	191.8	1	2'15.721	13.904	32.980	29.105	19.694	202.6
12	1'38.667	21.889	31.250	26.816	18.712	214.7	2	1'43.190	22.968	32.306	28.106	19.810	208.0
13	1'46.910 P	22.040	31.147	26.824	26.899	213.0	3	1'42.310	22.620	31.976	28.271	19.443	210.5
14	8'07.604 *	13.050	34.463*	26.975	18.711*	203.7	4	1'41.402	22.516	32.098	27.432	19.356	213.8
15	1'38.800	21.992	31.285	26.690	18.833	212.5	5	1'40.498	22.411	31.669	27.317	19.101	211.3
16	1'41.357	22.129	33.596	26.848	18.784	210.9	6	1'42.237	22.359	33.387	27.381	19.110	209.7
17	1'38.354	21.957	31.041	26.680	18.676	213.8	7	1'39.510	22.030	31.259	27.139	19.082	213.8
18	1'37.830	21.809	30.903	26.534	18.584	215.1	8	1'44.929	23.047	35.353	27.493	19.036	203.0
19	1'38.028 *	21.843	31.062	26.602*	18.521	214.2	9	1'47.441 P	22.041	33.438	27.399	24.563	213.0
20	1'37.768	21.778	30.941	26.549	18.500	215.5	10	11'10.740 *	13.845	32.347	27.606	19.247*	203.0
13th 31 Adrian FERNANDEZ Sterilgarda Max Racin SPA							11	1'39.597	22.152	31.531	26.999	18.915	213.4
Runs=3 Total laps=19 Full laps=13							12	1'42.346 *	21.977	33.672*	27.780	18.917	212.1
1	2'28.178	13.309	33.965	29.104	20.434	205.3	13	1'41.731	21.863	32.746	27.825	19.297	216.0
2	1'43.498	22.711	32.934	28.104	19.749	210.5	14	1'39.431	22.016	31.519	27.080	18.816	212.5
3	1'41.657	22.303	32.245	27.668	19.441	210.5	15	1'40.505	21.924	31.383	28.331	18.867	212.1
4	1'40.455	22.170	31.803	27.328	19.154	210.9	16	1'38.718	21.892	31.161	26.931	18.734	214.2
5	1'40.273	22.259	31.800	27.119	19.095	211.3	17	1'39.378 *	21.890	31.643	27.109*	18.736	213.8
6	1'39.746	22.099	31.470	27.139	19.038	212.5	18	1'38.054	21.765	30.920	26.737	18.632	214.7
7	1'39.627	21.938	31.561	27.022	19.106	212.1	16th 54 Riccardo ROSSI BOE Owlride ITA						
8	1'41.674	21.986	33.165	27.471	19.052	212.5	Runs=3 Total laps=18 Full laps=10						
9	1'40.925	22.902	31.581	27.043	19.399	212.1	1	2'16.669	13.619	33.244	28.797	20.140	203.0
10	1'46.236 P	21.926	31.409	26.825	26.076	213.0	2	1'43.268	22.662	32.576	28.172	19.858	210.5
11	5'24.801 *	13.742	31.888	27.074	19.065*	205.3	3	1'41.571	22.416	32.065	27.607	19.483	213.4
12	1'39.131	21.977	31.177	27.086	18.891	210.9	4	1'41.528	22.361	32.325	27.445	19.397	215.5
13	1'39.674 *	22.020	31.600	27.066	18.988*	211.3	5	1'40.390	22.358	31.688	27.211	19.133	212.1
14	1'38.804	21.891	31.213	26.881	18.819	214.2							

Fastest Lap: Sergio GARCIA Santander Consumer SPA 1'37.143 21.607 30.568 26.484 18.484

These data/results cannot be reproduced, stored and/or transmitted in whole or in part by any manner of electronic, mechanical, photocopying, recording, broadcasting or otherwise now known or herein after developed without the previous express consent by the copyright owner, except for reproduction in daily press and regular printed publications on sale to the public within 60 days of the event related to those data/results and always provided that copyright symbol appears together as follows below.
© DORNA, 2021

Free Practice Nr. 1

Moto3

Lap	Lap Time	T1	T2	T3	T4	Speed	Lap	Lap Time	T1	T2	T3	T4	Speed					
6	1'40.199	22.136	31.527	27.440	19.096	214.2	19th 53	Deniz ÖNCÜ		Red Bull KTM Tech 3 TUR								
7	1'40.348	22.292	31.562	27.264	19.230	208.8		Runs=2	Total laps=19	Full laps=6								
8	1'53.029 P	23.59*	34.988	28.124	26.318	197.4		1	2'36.242 *	13.941	32.806	28.707*	20.406	200.3				
9	6'16.282 *	13.467	32.637	27.789	19.478*	202.2		2	1'41.616	22.534	32.073	27.819	19.190	210.1				
10	1'41.089	22.420	31.835	27.499	19.335	210.9		3	1'40.914 *	22.248	31.598	27.775	19.293*	212.1				
11	1'40.518 *	22.331	31.637	27.309	19.241*	210.5		4	1'40.215 *	22.204	31.523	27.282	19.206*	212.5				
12	1'39.449 *	22.243	31.411	26.936	18.859*	210.5		5	1'41.603 *	22.265	31.602	27.362	20.374*	214.2				
13	1'38.871	21.950	31.118	27.035	18.768	213.8		6	1'40.060 *	22.103	31.529	27.167	19.261*	213.0				
14	1'38.433	21.855	31.019	26.848	18.711	214.2		7	1'40.015 *	22.191	31.558	27.138	19.128*	211.3				
15	1'49.690 P	22.41*	32.886	28.315	26.074	206.5		8	1'39.543	22.076	31.444	27.052	18.971	213.0				
16	6'14.366 *	13.142	32.424	27.246	18.907*	203.0		9	1'39.606	22.044	31.401	27.170	18.991	213.0				
17	1'38.987 *	22.039	31.204	26.913	18.831*	213.0		10	1'39.210 *	21.973	31.308	27.018	18.911*	212.5				
18	1'38.097	21.721	31.072	26.743	18.561	217.3		11	1'45.799 P	22.21*	31.503	27.396	24.689	210.9				
17th 82								Stefano NEPA		BOE Owrider ITA								
								Runs=3	Total laps=18	Full laps=11								
1	2'17.069	12.836	33.521	28.602	19.743	204.9		12	9'57.289 *	13.189	34.385*	27.075	19.507*	196.0				
2	1'42.601	22.648	32.259	28.066	19.628	212.1		13	1'38.814	21.980	31.170	26.790	18.874	213.4				
3	1'41.462	22.412	31.728	27.818	19.504	211.7		14	1'38.911 *	22.046	31.142	26.900	18.823*	210.9				
4	1'46.640	22.529	34.817	29.120	20.174	210.1	15	1'38.786 *	22.041	31.114	26.837	18.794*	211.7					
5	1'40.590	22.405	31.562	27.493	19.130	211.7	16	1'38.732	21.933	31.101	26.901	18.797	211.7					
6	1'39.880	22.210	31.369	27.246	19.055	212.1	17	1'38.221	21.848	30.919	26.731	18.723	212.1					
7	1'39.629	22.103	31.345	27.139	19.042	212.5	18	1'39.065 *	21.799	30.829	26.847*	19.590	212.5					
8	1'39.896	22.152	31.440	27.199	19.105	213.4	19	1'39.276 *	21.894	30.959	27.028	19.395*	213.0					
9	1'39.539	22.099	31.267	27.105	19.068	212.5	20th 20											
10	1'47.993 P	21.964	33.869	27.759	24.401	216.0	Lorenzo FELLON		SIC58 Squadra Corse FRA									
11	7'17.449	12.263	31.774	27.351	19.073	207.6	Runs=3	Total laps=16	Full laps=7									
12	1'39.456 *	22.078	31.253	27.176	18.949*	212.5	1	3'04.347	12.464	34.119	29.037	19.840	207.2					
13	1'39.171	22.042	31.117	27.053	18.959	213.0	2	1'40.854	22.463	31.952	27.189	19.250	213.0					
14	1'39.059	21.944	31.184	26.963	18.968	213.4	3	1'44.767 *	26.670	32.088	27.083*	18.926	207.6					
15	1'44.143 P	21.98*	31.463	27.467	23.225	212.1	4	1'39.286	22.127	31.520	26.785	18.854	216.8					
16	5'32.018	12.788	31.821	27.343	19.153	206.8	5	1'38.728	21.887	31.531	26.631	18.679	216.4					
17	1'39.304 *	21.956	31.471	27.090*	18.787	214.2	6	1'38.813	21.917	31.605	26.667	18.624	213.4					
18	1'38.153	21.784	30.888	26.710	18.771	214.7	7	1'39.983	21.967	32.497	26.832	18.687	212.1					
18th 38							David SALVADOR		Rivacold Snipers Tea SPA									
							Runs=3	Total laps=18	Full laps=11									
1	2'55.308	13.602	32.977	28.188	19.597	202.6	8	1'50.986 P	22.069	34.126	28.637	26.154	210.9					
2	1'42.302 *	22.92*	32.277	27.779	19.324	208.0	9	11'05.872 *	15.210	32.296	27.086*	18.847	191.1					
3	1'40.757	22.401	31.961	27.357	19.038	210.1	10	1'39.129 *	22.056	31.290	27.114*	18.669*	213.0					
4	1'40.084	22.103	31.783	27.274	18.924	211.3	11	1'38.766	21.885	31.227	26.777	18.877	213.0					
5	1'40.719 *	22.613	31.798	27.266	19.042*	209.3	12	1'39.059 *	21.990	31.314	26.973	18.782*	211.3					
6	1'39.975	22.068	31.673	27.199	19.035	211.7	13	1'45.947 P	23.074	31.625	27.013	24.235	208.0					
7	1'41.506	23.607	31.784	27.131	18.984	204.5	14	4'31.458 *	12.966	32.094	27.062	18.705*	206.8					
8	1'39.250	21.994	31.417	26.905	18.934	212.5	15	1'38.918 *	22.046	31.199	26.988*	18.685	212.1					
9	1'47.594 P	23.572	31.775	27.143	25.104	204.1	16	1'38.323	21.862	31.065	26.725	18.671	212.5					
10	7'57.508 *	14.583	32.153	27.167	18.969*	200.0	21st 92											
11	1'40.161	22.303	31.938	27.074	18.846	211.3	Yuki KUNII		Honda Team Asia JPN									
12	1'39.380	22.148	31.460	27.000	18.772	211.3	Runs=2	Total laps=19	Full laps=8									
13	1'39.165	22.073	31.219	26.996	18.877	210.9	1	2'51.670	12.948	35.301	28.509	19.920	202.6					
14	1'46.798 P	22.188	32.326	27.214	25.070	209.7	2	1'43.356 *	23.02*	33.195	27.807	19.331	211.3					
15	5'16.825	12.793	31.685	26.998	18.773	206.1	3	1'41.486 *	22.57*	32.311	27.474	19.126	210.5					
16	1'38.970	22.181	31.217	26.874	18.698	210.1	4	1'41.095 *	22.39*	31.970	27.591	19.136*	210.9					
17	1'38.503	21.955	31.070	26.805	18.673	210.9	5	1'40.269	22.249	31.780	27.244	18.996	212.5					
18	1'38.218	21.835	30.993	26.739	18.651	211.3	6	1'41.889	22.131	32.662	27.821	19.275	211.7					
												7	1'40.350	22.189	31.783	27.409	18.969	209.7
												8	1'39.762	22.203	31.518	27.117	18.924	209.7
												9	1'40.687 *	22.92*	31.560	27.320	18.882	206.5
												10	1'40.034	22.191	31.548	27.282	19.013	208.8
												11	1'39.907	22.209	31.471	27.301	18.926	208.8
												12	1'55.347 P	22.083	31.603	33.628	28.033	210.1
												13	9'47.786	12.715	31.947	27.106	20.026	206.1

Fastest Lap: Sergio GARCIA Santander Consumer SPA **1'37.143** 21.607 30.568 26.484 18.484

These data/results cannot be reproduced, stored and/or transmitted in whole or in part by any manner of electronic, mechanical, photocopying, recording, broadcasting or otherwise now known or herein after developed without the previous express consent by the copyright owner, except for reproduction in daily press and regular printed publications on sale to the public within 60 days of the event related to those data/results and always provided that copyright symbol appears together as follows below.
© DORNA, 2021

Official MotoGP Timing by TISSOT
www.motogp.com

Spielberg, Friday, August 06, 2021

Page 4 of 6



Free Practice Nr. 1

Moto3

Lap	Lap Time	T1	T2	T3	T4	Speed	Lap	Lap Time	T1	T2	T3	T4	Speed
14	1'41.984 *	22.042	32.057	29.075	18.810*	211.3	5	1'40.737	22.373	31.846	27.338	19.180	212.5
15	1'39.151	22.119	31.327	26.978	18.727	211.3	6	1'40.470	22.198	31.733	27.402	19.137	211.7
16	1'38.394	21.909	31.163	26.756	18.566	212.5	7	1'40.461	22.314	31.613	27.264	19.270	210.5
17	1'39.691 *	21.914	31.122	26.738	19.917*	214.2	8	1'41.588	22.351	31.959	27.848	19.430	208.0
18	1'38.521 *	21.889	31.066	26.830*	18.736*	215.5	9	1'40.413	22.245	31.545	27.392	19.231	208.4
19	1'38.552 *	21.96*	31.027	26.926	18.632	212.5	10	1'40.712	22.225	31.829	27.454	19.204	209.3

22nd 99 Carlos TATAY Avintia Esponsorama SPA

Runs=3 Total laps=19 Full laps=10

1	2'31.960	14.105	34.509	28.820	20.163	193.2
2	1'42.647	22.712	32.464	27.748	19.723	208.0
3	1'42.113 *	22.738	32.467	27.367*	19.541	208.4
4	1'41.440	22.489	32.141	27.363	19.447	210.5
5	1'48.470 P	22.741	33.248	27.877	24.604	197.0
6	6'38.936	12.859	32.539	27.581	19.405	205.7
7	1'40.568	22.294	31.900	27.208	19.166	210.1
8	1'39.814	22.144	31.582	26.985	19.103	210.1
9	1'39.462	22.040	31.528	26.894	19.000	212.5
10	1'39.468	22.041	31.378	26.908	19.141	212.1
11	1'40.013 *	21.976	31.543	26.776	19.718*	213.8
12	1'41.587	22.552	32.402	27.479	19.154	200.7
13	1'38.982	21.984	31.357	26.745	18.896	213.0
14	1'44.682 P	21.921	31.450	26.819	24.492	213.8
15	4'54.538	12.929	31.971	27.245	19.071	202.6
16	1'39.022	22.136	31.353	26.704	18.829	208.8
17	1'38.648 *	21.925	31.263	26.712*	18.748	211.3
18	1'38.717 *	21.989	31.146	26.744*	18.838	211.3
19	1'38.438	21.915	31.213	26.532	18.778	211.3

23rd 12 Filip SALAC CarXpert PruestelGP CZE

Runs=3 Total laps=18 Full laps=9

1	2'29.347	13.002	33.975	28.392	20.184	200.3
2	1'43.404	22.798	32.685	27.990	19.931	210.1
3	1'41.557	22.441	32.316	27.467	19.333	210.9
4	1'40.821	22.350	32.328	27.149	18.994	210.1
5	1'40.389	22.066	31.979	27.201	19.143	214.7
6	1'39.472	22.138	31.338	27.019	18.977	210.5
7	1'39.386	22.117	31.331	26.967	18.971	210.9
8	1'41.516 *	21.953	31.907	28.296*	19.360	211.7
9	1'39.577 *	22.044	31.484	27.028*	19.021	210.5
10	1'39.192	21.972	31.296	27.000	18.924	209.7
11	1'39.224	21.989	31.350	26.967	18.918	208.8
12	1'51.061 P	22.23*	32.532	29.043	27.253	198.8
13	7'43.514	13.171	33.244	29.305	21.894	184.6
14	1'40.760 *	22.075	31.801	27.585	19.299*	210.9
15	1'40.992 *	22.17*	32.379*	27.368*	19.073*	215.1
16	1'45.453 P	22.07*	31.380	27.197	24.798	209.3
17	4'39.811	15.311	33.594	27.645	24.109	178.2
18	1'38.438	22.033	31.119	26.684	18.602	211.7

24th 19 Andi Farid IZDIHAR Honda Team Asia INA

Runs=2 Total laps=21 Full laps=17

1	2'17.906	13.224	33.884	28.515	19.794	206.1
2	1'42.220	22.341	32.149	27.854	19.876	213.0
3	1'41.722	22.324	32.318	27.488	19.592	215.5
4	1'41.496	22.365	32.286	27.494	19.351	213.8

25th 6 Ryusei YAMANAKA CarXpert PruestelGP JPN

Runs=2 Total laps=15 Full laps=9

1	2'36.146	13.281	32.959	28.508	20.148	204.5
2	1'42.637	23.257	32.210	27.740	19.430	209.7
3	1'41.572	22.343	32.215	27.424	19.590	212.1
4	1'41.776	22.602	32.489	27.122	19.563	212.1
5	1'41.640	22.659	32.287	27.331	19.363	211.7
6	1'40.915	22.202	31.968	27.329	19.416	212.1
7	1'41.236 *	22.380	32.017	27.421	19.418*	210.1
8	1'41.029	22.376	31.990	27.266	19.397	210.5
9	1'40.756	22.351	31.919	27.189	19.297	211.3
10	1'40.387	22.166	31.768	27.332	19.121	211.3
11	1'43.122 *	22.097	31.849	27.049	22.127*	211.3
12	1'46.121 P	22.457	31.730	27.153	24.781	211.7
13	15'37.409	15.998	33.557	27.167	18.997	175.3
14	1'39.512 *	21.972	31.561*	26.933	19.046	214.2
15	1'38.795	22.123	31.352	26.574	18.746	211.7

26th 52 Jeremy ALCOBA Indonesian Racing Gr SPA

Runs=3 Total laps=17 Full laps=9

1	2'44.160 *	12.564	34.051	28.452*	19.822	204.9
2	1'43.232	22.898	32.784	28.094	19.456	209.3
3	1'42.059	22.738	32.216	27.787	19.318	208.8
4	1'41.519	22.633	32.160	27.538	19.188	208.8
5	1'40.986	22.537	32.006	27.399	19.044	209.7
6	1'40.201	22.307	31.684	27.233	18.977	208.8
7	1'39.737	22.089	31.529	27.188	18.931	209.3
8	1'39.744	22.094	31.573	27.148	18.929	209.3
9	1'38.944	21.815	31.397	26.753	18.979	217.3
10	1'47.906 P	21.999	31.608	27.513	26.786	213.0
11	8'28.555 *	12.566	31.775	27.382	18.879*	206.5
12	1'40.345 *	22.046	32.033	27.465	18.801*	212.1
13	1'38.965	22.020	31.258	26.985	18.702	210.9
14	1'43.635 P	21.943	31.111	26.884	23.697	210.9
15	5'41.831 *	12.234	31.730	26.942	18.654*	208.0
16	1'38.817 *	22.042	31.280	26.924*	18.571*	212.5
17	1'38.027 *	21.935	30.933	26.574	18.585*	213.0

Fastest Lap: Sergio GARCIA Santander Consumer SPA 1'37.143 21.607 30.568 26.484 18.484

These data/results cannot be reproduced, stored and/or transmitted in whole or in part by any manner of electronic, mechanical, photocopying, recording, broadcasting or otherwise now known or herein after developed without the previous express consent by the copyright owner, except for reproduction in daily press and regular printed publications on sale to the public within 60 days of the event related to those data/results and always provided that copyright symbol appears together as follows below.
© DORNA, 2021

Free Practice Nr. 1

Moto3

Lap	Lap Time	T1	T2	T3	T4	Speed	Lap	Lap Time	T1	T2	T3	T4	Speed
27th	73	Maximilian KOFLER CIP Green Power AUT											
		Runs=3		Total laps=15		Full laps=9							
1	2'19.969 *	13.126	33.891	28.323*	19.935	204.5							
2	1'42.788	22.780	32.481	27.918	19.609	211.3							
3	1'41.872	22.497	32.359	27.572	19.444	210.5							
4	1'41.366	22.548	31.867	27.494	19.457	210.9							
5	1'40.586	22.357	31.662	27.350	19.217	211.7							
6	1'40.375	22.366	31.652	27.146	19.211	210.9							
7	1'39.994	22.155	31.524	27.128	19.187	212.5							
8	1'50.412 P	22.209	33.947	27.809	26.447	211.3							
9	9'52.342	14.379	32.905	27.393	19.238	189.4							
10	1'40.476	22.057	31.899	27.275	19.245	215.1							
11	1'39.927	22.184	31.485	27.230	19.028	212.1							
12	1'48.550 P	22.871	32.688	28.119	24.872	208.0							
13	7'35.791	15.926	33.909	27.034	18.923	173.0							
14	1'39.005	21.898	31.228	26.873	19.006	216.8							
15	1'38.846 *	21.88*	31.298	26.741	18.920*	214.2							

28th	27	Kaito TOBA CIP Green Power JPN											
		Runs=3		Total laps=15		Full laps=8							
1	2'28.427	13.301	34.951	29.733	20.592	204.5							
2	1'43.960	22.841	32.976	28.437	19.706	212.1							
3	1'42.006	22.415	32.533	27.608	19.450	212.1							
4	1'40.546	22.219	31.922	27.259	19.146	214.2							
5	1'40.967 *	22.12*	31.949	27.388	19.505	213.0							
6	1'39.635	21.907	31.725	27.118	18.885	216.0							
7	1'39.141	21.859	31.595	26.766	18.921	216.0							
8	1'47.426 P	21.847	31.681	27.689	26.209	216.0							
9	9'47.289	14.390	32.730	27.539	19.287	200.0							
10	1'42.125	22.145	33.109	27.735	19.136	212.5							
11	1'39.227	21.953	31.484	26.981	18.809	214.7							
12	1'46.469 P	22.16*	32.197*	27.361	24.746	212.5							
13	7'36.914	16.299	33.596	27.011	18.806	173.0							
14	1'39.063	21.905	31.355	26.948	18.855	215.1							
15	1'38.500 *	21.775	31.272	26.757*	18.696	213.8							

Fastest Lap: Sergio GARCIA Santander Consumer SPA **1'37.143** 21.607 30.568 26.484 18.484

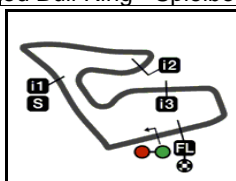
These data/results cannot be reproduced, stored and/or transmitted in whole or in part by any manner of electronic, mechanical, photocopying, recording, broadcasting or otherwise now known or herein after developed without the previous express consent by the copyright owner, except for reproduction in daily press and regular printed publications on sale to the public within 60 days of the event related to those data/results and always provided that copyright symbol appears together as follows below.
© DORNA, 2021

Official MotoGP Timing by TISSOT
www.motogp.com

Spielberg, Friday, August 06, 2021

Page 6 of 6





4318 m.

MICHELIN® GRAND PRIX OF STYRIA

Free Practice Nr. 1

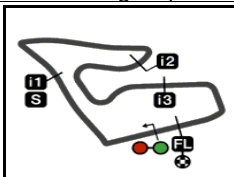
Best Partial Times

Moto3™

IT Ideal Lap Time, sum of the best partial times*BT* Best Lap Time

T1		T2		T3		T4						
Pos	Rider	Time	Rider	Time	Rider	Time	Rider	Time	Pos	Rider	IT	BT
1	A.SASAKI	21.579	S.GARCIA	30.568	J.MCPHEE	26.273	R.FENATI	18.356	1	S.GARCIA	1'36.971	1'37.143 (1)
2	S.GARCIA	21.607	J.MCPHEE	30.569	A.SASAKI	26.274	S.GARCIA	18.391	2	A.SASAKI	1'37.067	1'37.214 (4)
3	D.BINDER	21.614	A.SASAKI	30.608	D.BINDER	26.358	N.ANTONELLI	18.420	3	J.MCPHEE	1'37.079	1'37.195 (3)
4	A.FERNANDEZ	21.652	N.ANTONELLI	30.641	G.RODRIGO	26.363	A.MIGNO	18.430	4	P.ACOSTA	1'37.193	1'37.193 (2)
5	N.ANTONELLI	21.667	J.MASIA	30.668	P.ACOSTA	26.368	D.BINDER	18.433	4	D.BINDER	1'37.193	1'37.319 (6)
6	J.MASIA	21.682	P.ACOSTA	30.668	S.GARCIA	26.405	P.ACOSTA	18.457	6	N.ANTONELLI	1'37.225	1'37.347 (7)
7	D.FOGGIA	21.686	G.RODRIGO	30.695	D.FOGGIA	26.476	J.MCPHEE	18.471	7	R.FENATI	1'37.276	1'37.298 (5)
8	P.ACOSTA	21.700	R.FENATI	30.713	A.MIGNO	26.476	J.MASIA	18.478	8	J.MASIA	1'37.377	1'37.377 (8)
9	R.ROSSI	21.721	D.BINDER	30.788	R.FENATI	26.478	T.SUZUKI	18.500	9	A.MIGNO	1'37.473	1'37.530 (9)
10	R.FENATI	21.729	D.FOGGIA	30.805	A.FERNANDEZ	26.485	D.FOGGIA	18.524	10	G.RODRIGO	1'37.481	1'37.532 (10)
11	A.MIGNO	21.750	A.MIGNO	30.817	X.ARTIGAS	26.487	R.ROSSI	18.561	11	D.FOGGIA	1'37.491	1'37.533 (11)
12	G.RODRIGO	21.763	X.ARTIGAS	30.820	N.ANTONELLI	26.497	Y.KUNII	18.566	12	T.SUZUKI	1'37.681	1'37.768 (12)
13	GUEVARA	21.765	D.ÖNCÜ	30.829	T.SUZUKI	26.500	F.SALAC	18.602	13	A.FERNANDEZ	1'37.726	1'37.787 (13)
14	J.MCPHEE	21.766	S.NEPA	30.888	C.TATAY	26.532	A.SASAKI	18.606	14	X.ARTIGAS	1'37.736	1'37.815 (14)
15	K.TOBA	21.775	T.SUZUKI	30.903	J.MASIA	26.549	L.FELLON	18.624	15	J.ALCOBA	1'38.024	1'38.944 (26)
16	T.SUZUKI	21.778	I.GUEVARA	30.920	R.YAMANAKA	26.574	X.ARTIGAS	18.629	16	R.ROSSI	1'38.044	1'38.097 (16)
17	S.NEPA	21.784	J.ALCOBA	30.933	J.ALCOBA	26.574	I.GUEVARA	18.632	17	I.GUEVARA	1'38.054	1'38.054 (15)
18	D.ÖNCÜ	21.799	A.FERNANDEZ	30.950	L.FELLON	26.631	A.FERNANDEZ	18.639	18	D.ÖNCÜ	1'38.082	1'38.221 (19)
19	X.ARTIGAS	21.800	A.IZDIHAR	30.975	F.SALAC	26.684	D.SALVADOR	18.651	19	S.NEPA	1'38.153	1'38.153 (17)
20	J.ALCOBA	21.815	D.SALVADOR	30.993	S.NEPA	26.710	G.RODRIGO	18.660	20	L.FELLON	1'38.182	1'38.323 (20)
21	D.SALVADOR	21.835	R.ROSSI	31.019	D.ÖNCÜ	26.731	K.TOBA	18.696	21	D.SALVADOR	1'38.218	1'38.218 (18)
22	A.IZDIHAR	21.841	Y.KUNII	31.027	I.GUEVARA	26.737	J.ALCOBA	18.702	22	Y.KUNII	1'38.220	1'38.394 (21)
23	L.FELLON	21.862	L.FELLON	31.065	Y.KUNII	26.738	D.ÖNCÜ	18.723	23	C.TATAY	1'38.341	1'38.438 (22)
24	Y.KUNII	21.889	F.SALAC	31.119	D.SALVADOR	26.739	R.YAMANAKA	18.746	24	F.SALAC	1'38.358	1'38.438 (23)

These data/results cannot be reproduced, stored and/or transmitted in whole or in part by any manner of electronic, mechanical, photocopying, recording, broadcasting or otherwise now known or herein after developed without the previous express consent by the copyright owner, except for reproduction in daily press and regular printed publications on sale to the public within 60 days of the event related to those data/results and always provided that copyright symbol appears together as follows below.
© DORNA, 2021



4318 m.

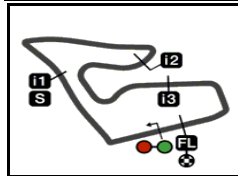
MICHELIN® GRAND PRIX OF STYRIA**Free Practice Nr. 1****Best Partial Times****Moto3™***IT* Ideal Lap Time, sum of the best partial times*BT* Best Lap Time

T1		T2		T3		T4				<i>IT</i>	<i>BT</i>	
<i>Pos</i>	<i>Rider</i>	<i>Time</i>	<i>Rider</i>	<i>Time</i>	<i>Rider</i>	<i>Time</i>	<i>Rider</i>	<i>Time</i>	<i>Pos</i>	<i>Rider</i>		
25	M.KOFLER	21.898	C.TATAY	31.146	M.KOFLER	26.741	C.TATAY	18.748	25	K.TOBA	1'38.509	1'39.063 (28)
26	C.TATAY	21.915	M.KOFLER	31.228	R.ROSSI	26.743	S.NEPA	18.771	26	A.IZDIHAR	1'38.563	1'38.563 (24)
27	F.SALAC	21.953	K.TOBA	31.272	K.TOBA	26.766	A.IZDIHAR	18.781	27	R.YAMANAKA	1'38.644	1'38.795 (25)
28	R.YAMANAKA	21.972	R.YAMANAKA	31.352	A.IZDIHAR	26.966	M.KOFLER	18.923	28	M.KOFLER	1'38.790	1'39.005 (27)

These data/results cannot be reproduced, stored and/or transmitted in whole or in part by any manner of electronic, mechanical, photocopying, recording, broadcasting or otherwise now known or herein after developed without the previous express consent by the copyright owner, except for reproduction in daily press and regular printed publications on sale to the public within 60 days of the event related to those data/results and always provided that copyright symbol appears together as follows below.
© DORNA, 2021

Official MotoGP Timing by **TISSOT**
www.motogp.com






4318 m.

MICHELIN® GRAND PRIX OF STYRIA

Free Practice Nr. 1

Fastest Laps Sequence

<i>Practice Time</i>	 <i>Rider</i>	<i>Nation</i>	<i>Motorcycle</i>	<i>Time</i>	<i>Km/h</i>	<i>Rider's Lap</i>
3'53.552	11 Sergio GARCIA	SPA	GASGAS	1'40.697	154.3	2
4'46.350	17 John MCPHEE	GBR	HONDA	1'40.473	154.7	2
4'48.223	5 Jaume MASIA	SPA	KTM	1'40.225	155.0	2
4'48.826	40 Darryn BINDER	RSA	HONDA	1'40.148	155.2	2
5'33.669	11 Sergio GARCIA	SPA	GASGAS	1'40.117	155.2	3
6'00.893	37 Pedro ACOSTA	SPA	KTM	1'39.491	156.2	3
6'28.244	40 Darryn BINDER	RSA	HONDA	1'39.418	156.3	3
7'40.154	37 Pedro ACOSTA	SPA	KTM	1'39.261	156.6	4
8'07.126	5 Jaume MASIA	SPA	KTM	1'39.101	156.8	4
8'08.951	24 Tatsuki SUZUKI	JPN	HONDA	1'38.888	157.1	4
9'45.454	5 Jaume MASIA	SPA	KTM	1'38.328	158.0	5
11'23.733	5 Jaume MASIA	SPA	KTM	1'38.279	158.1	6
11'27.753	55 Romano FENATI	ITA	HUSQVARNA	1'38.216	158.2	6
13'01.606	5 Jaume MASIA	SPA	KTM	1'37.873	158.8	7
16'31.792	23 Niccolò ANTONELLI	ITA	KTM	1'37.846	158.8	9
19'47.414	23 Niccolò ANTONELLI	ITA	KTM	1'37.756	159.0	11
35'15.194	23 Niccolò ANTONELLI	ITA	KTM	1'37.586	159.2	15
36'17.249	11 Sergio GARCIA	SPA	GASGAS	1'37.192	159.9	16
41'08.983	11 Sergio GARCIA	SPA	GASGAS	1'37.143	160.0	19

These data/results cannot be reproduced, stored and/or transmitted in whole or in part by any manner of electronic, mechanical, photocopying, recording, broadcasting or otherwise now known or herein after developed without the previous express consent by the copyright owner, except for reproduction in daily press and regular printed publications on sale to the public within 60 days of the event related to those data/results and always provided that copyright symbol appears together as follows below.

© DORNA, 2021

Official MotoGP Timing by TISSOT
www.motogp.com

Spielberg, Friday, August 06, 2021

